


**PACIFIC SCHOOL GAMES  
SOFTBALL 2017  
17 YEARS AND UNDER GIRLS RESULTS**


Read your teams results across the page 	ACT	INDIA	NSW	Phil	QLD	SA	VIC	WA	TOTAL	Runs For / Runs Against	PLACING
TEAMS	Runs / Points	Runs / Points	Runs / Points	Runs / Points	Runs / Points	Runs / Points	Runs / Points	Runs / Points			
<b>ACT</b>	19-4 / 4	0-7 / 0	0-4 / 0	6-12 / 0	0-13 / 0	7-2 / 4	9-3 / 4	<b>12</b>	41 / 47	<b>5</b>	
<b>INDIA</b>	4-19 / 0	0-12 / 0	0-15 / 0	0-17 / 0	1-11 / 0	2-12 / 0	3-22 / 0	<b>0</b>	10 / 108	<b>8</b>	
<b>NSW</b>	7-0 / 4	12-0 / 4	0-1 / 0	4-0 / 4	7-5 / 4	8-1 / 4	2-1 / 4	<b>24</b>	40 / 8	<b>2</b>	
<b>Philippines</b>	4-0 / 4	15-0 / 4	1-0 / 4	8-0 / 4	6-0 / 4	6-1 / 4	4-3 / 4	<b>28</b>	44 / 4	<b>1</b>	
<b>QLD</b>	12-6 / 4	17-0 / 4	0-4 / 0	0-8 / 0	1-6 / 0	14-0 / 4	5-4 / 4	<b>16</b>	49 / 28	<b>4</b>	
<b>SA</b>	13-0 / 4	11-1 / 4	5-7 / 0	0-6 / 0	6-1 / 4	14-2 / 4	16-0 / 4	<b>20</b>	65 / 17	<b>3</b>	
<b>VIC</b>	0-14 / 0	12-2 / 4	1-8 / 0	1-6 / 0	0-14 / 0	2-14 / 0	2-3 / 0	<b>4</b>	12 / 61	<b>7</b>	
<b>WA</b>	3-9 / 0	22-3 / 4	1-2 / 0	3-4 / 0	4-5 / 0	0-16 / 0	3-2 / 4	<b>8</b>	36 / 41	<b>6</b>	

### Allocations of Pools


Pool A (1,3,5,7)	
1	Philippines
2	SA
3	ACT
4	VIC

Pool B (2,4,6,8)	
1	NSW
2	QLD
3	WA
4	INDIA

### Pool A

Read your teams results across the page 	Phil	SA	ACT	VIC	TOTAL POOL POINTS	POINTS CARRIED FROM ROUND	TOTAL POINTS	POOL PLACING
TEAMS	Runs Points	Runs Points	Runs Points	Runs Points				
Philippines		5-2 4	9-0 4	4-0 4	<b>12</b>	<b>28</b>	<b>40</b>	<b>1</b>
SA	2-5 0		13-8 4	9-0 4	<b>8</b>	<b>20</b>	<b>28</b>	<b>2</b>
ACT	0-9 0	8-13 0		9-3 4	<b>4</b>	<b>12</b>	<b>16</b>	<b>3</b>
VIC	0-4 0	0-9 0	3-9 0		<b>0</b>	<b>4</b>	<b>4</b>	<b>4</b>

## Pool B

Read your teams results across the page 	NSW	QLD	WA	INDIA	TOTAL POOL POINTS	POINTS CARRIED FROM ROUND	TOTAL POINTS	POOL PLACING
TEAMS	Runs Points	Runs Points	Runs Points	Runs Points				
NSW		6-0 4	8-0 4	20-1 4	<b>12</b>	<b>24</b>	<b>36</b>	<b>1</b>
QLD	0-6 0		5-1 4	15-0 4	<b>8</b>	<b>16</b>	<b>24</b>	<b>2</b>
WA	0-8 0	1-5 0		13-6 4	<b>4</b>	<b>8</b>	<b>12</b>	<b>3</b>
INDIA	1-20 0	0-15 0	6-13 0		<b>0</b>	<b>0</b>	<b>0</b>	<b>4</b>

## Cross-Over Matches

Pool A1 v Pool B2	Pool B1 v Pool A2	Pool B3 v Pool A4	Pool A3 v Pool A4
Phil 3 v QLD 2	NSW 4 v SA 0	WA 6 v VIC 8	ACT 14 v INDIA 3

## Finals and Play-Off Matches

GRAND FINAL	3/4 PLAY-OFF	5/6 PLAY-OFF	7/8 PLAY-OFF
Phil 0 v NSW 10	QLD 6 v SA 2	VIC 5 v ACT 10	WA 13 v INDIA 3

## Final Positions

1 <sup>st</sup>	NSW
2 <sup>nd</sup>	PHILIPPINES
3 <sup>rd</sup>	QLD
4 <sup>th</sup>	SA
5 <sup>th</sup>	ACT
6 <sup>th</sup>	VIC
7 <sup>th</sup>	WA
8 <sup>th</sup>	INDIA

